


EXPANSION CLIP TOPS



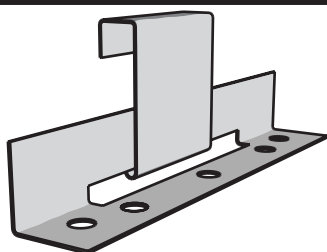
1 1/2" EXPANSION CLIP TOP 7/16" WIDE TOP

Our standard 1 1/2" expansion clip top with it's 7/16" top fits most 1 1/2" mechanically seamed roof panel profiles.

Use with our 5" expansion clip bases.



150-ST-24-G Clip Top
Shown Assembled with 500-SB-18-G Base



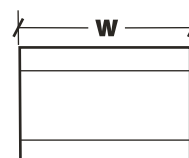
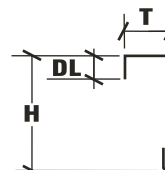
1 1/2" EXPANSION CLIP TOP 7/16" WIDE TOP GALV.

Part Number	Description	Box Qty	Price Each
150-ST-26-G	Expansion Clip Top, 26ga Galv.	1000	\$0.14
150-ST-24-G	Expansion Clip Top, 24ga Galv.	1000	\$0.15
150-ST-22-G	Expansion Clip Top, 22ga Galv.	1000	\$0.19

1 1/2" EXPANSION CLIP TOP 7/16" WIDE TOP 304 STAINLESS

Part Number	Description	Box Qty	Price Each
150-ST-26-S	Expansion Clip Top, 26ga Stainless	1000	\$0.25
150-ST-24-S	Expansion Clip Top, 24ga Stainless	1000	\$0.25
150-ST-22-S	Expansion Clip Top, 22ga Stainless	1000	\$0.265

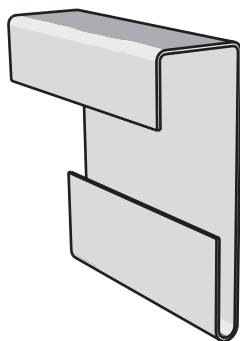
H = 1-1/2"
W = 1-3/4"
DL = 5/16"
T = 7/16"



1 1/2" EXPANSION CLIP TOP 1/2" WIDE TOP

This 1 1/2" expansion clip top with it's 1/2" wide top was designed to specifically fit the Knudson 1 1/2" standing seam profile.

Use with our 5" expansion clip bases.



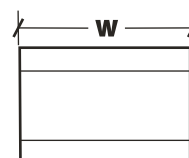
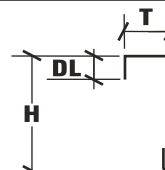
1 1/2" EXPANSION CLIP TOP 1/2" WIDE TOP for KNUDSON GALV

Part Number	Description	Box Qty	Price Each
150-ST-26-G-K	Expansion Clip Top, 26ga Galv.	1000	\$0.14
150-ST-24-G-K	Expansion Clip Top, 24ga Galv.	1000	\$0.15
150-ST-22-G-K	Expansion Clip Top, 22ga Galv.	1000	\$0.19

1 1/2" EXPANSION CLIP TOP 1/2" WIDE TOP for KNUDSON 304 STAINLESS

Part Number	Description	Box Qty	Price Each
150-ST-26-S-K	Expansion Clip Top, 26ga Stainless	1000	\$0.25
150-ST-24-S-K	Expansion Clip Top, 24ga Stainless	1000	\$0.25
150-ST-22-S-K	Expansion Clip Top, 22ga Stainless	1000	\$0.265

H = 1-1/2"
W = 1-3/4"
DL = 3/8"
T = 1/2"



For more info or to place an order call us toll free: **800-943-9771**

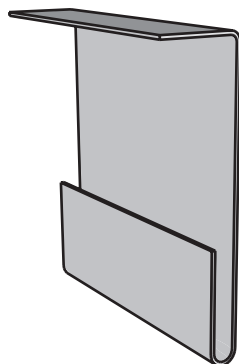


EXPANSION CLIP TOPS

1 1/2" EXPANSION CLIP TOP 7/16" WIDE TOP NO DOWNLEG

Our standard 1 1/2" expansion clip top with it's 7/16" top fits most 1 1/2" mechanically seamed roof panel profiles.

Use with our 5" expansion clip bases.



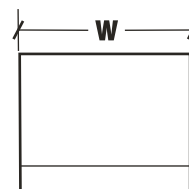
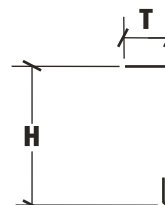
1 1/2" EXPANSION CLIP TOP 7/16" NO DL WIDE TOP GALV.

Part Number	Description	Box Qty	Price Each
150-ST-26-G-NDL	Expansion Clip Top, 26ga Galv.	1000	\$0.14
150-ST-24-G-NDL	Expansion Clip Top, 24ga Galv.	1000	\$0.15
150-ST-22-G-NDL	Expansion Clip Top, 22ga Galv.	1000	\$0.19

1 1/2" EXPANSION CLIP TOP 7/16" WIDE TOP NO DL 304 STAINLESS

Part Number	Description	Box Qty	Price Each
150-ST-26-S-NDL	Expansion Clip Top, 26ga Stainless	1000	\$0.25
150-ST-24-S-NDL	Expansion Clip Top, 24ga Stainless	1000	\$0.25
150-ST-22-S-NDL	Expansion Clip Top, 22ga Stainless	1000	\$0.265

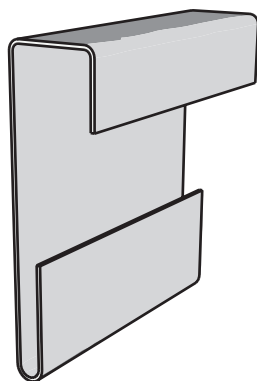
H = 1-1/2"
W = 1-3/4"
DL = NONE
T = 7/16"



1 1/2" EXPANSION CLIP TOP 7/16" WIDE TOP 3/8" DOWNLEG

Fits many 1 1/2" standing seam panels.

Use with our 5" expansion clip base.



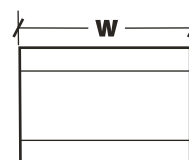
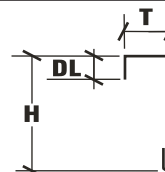
1 1/2" EXPANSION CLIP TOP 7/16" WIDE TOP NO DL GALV

Part Number	Description	Box Qty	Price Each
150-ST-26-G-38DL	Expansion Clip Top, 26ga Galv.	1000	\$0.14
150-ST-24-G-38DL	Expansion Clip Top, 24ga Galv.	1000	\$0.15
150-ST-22-G-38DL	Expansion Clip Top, 22ga Galv.	1000	\$0.19

1 1/2" EXPANSION CLIP TOP 7/16" WIDE TOP NO DL 304 SS

Part Number	Description	Box Qty	Price Each
150-ST-26-S-38DL	Expansion Clip Top, 26ga Stainless	1000	\$0.25
150-ST-24-S-38DL	Expansion Clip Top, 24ga Stainless	1000	\$0.25
150-ST-22-S-38DL	Expansion Clip Top, 22ga Stainless	1000	\$0.265

H = 1-1/2"
W = 1-3/4"
DL = 3/8"
T = 7/16"



For more info or to place an order call us toll free: **800-943-9771**