

PANNING TOOLS



AMSI PANNING TOOLS

We designed our new Hi-Performance Panning Tools with one thing in mind: **The Man in the Field!**

Our panning tools are manufactured using only the highest quality aircraft aluminum (Alloy 2024 T4) to make a high performance tool that is not only lightweight, but also extremely strong and durable.

We made the handle parallel to the bend for better ergonomics and more leverage.

Available in a range of sizes from 11.25" to 28" (the CL model).

Our 28" wide APT-CL is designed to be used anywhere a longer tool is desirable or can be cut to any custom length.

Our newest addition is the APT-CLX, a 36" wide panning tool.

Use on materials up to 22ga.

1.5" Working Depth (1/4x20 threaded holes provided to change working depth to 1". Screws not provided)

LIFETIME WARRANTY



AMSI HI-PERFORMANCE PANNING TOOLS

Part Number	Description	Working Depth	Jaw Width	Price Each
APT-11	AMSI Aluminum Panning Tool	1½" (38mm) 1" (25mm)*	11¼"(285mm)	\$59.75
APT-15	AMSI Aluminum Panning Tool	1½" (38mm) 1" (25mm)*	15¼"(387mm)	\$62.75
APT-17	AMSI Aluminum Panning Tool	1½" (38mm) 1" (25mm)*	17¼"(438mm)	\$63.75
APT-19	AMSI Aluminum Panning Tool	1½" (38mm) 1" (25mm)*	19¼"(489mm)	\$64.75
APT-20	AMSI Aluminum Panning Tool	1½" (38mm) 1" (25mm)*	20¼"(514mm)	\$65.00
APT-24	AMSI Aluminum Panning Tool	1½" (38mm) 1" (25mm)*	24"(607mm)	\$67.00
APT-CL	AMSI Aluminum Panning Tool	1½" (38mm) 1" (25mm)*	28"(711mm)	\$75.00
APT-CLX	AMSI Aluminum Panning Tool	1½" (38mm) 1" (25mm)*	36"(915mm)	\$100.00

***Working Depth is 1" when back-gauge holes are used.**



For more info or to place an order call us toll free: 800-943-9771



PANNING TOOLS

ECONOMY

PANNING TOOLS

An economical tool for consistent bends at the high and low ends of roof panels. Also a great time saver for turning up longer folds that seem to take forever with 6" hand tongs. The vertical handle allows neat 180° bends. Zinc Chromate plated for corrosion resistance with a vinyl plastisol grip for comfort.

NEW: 6.5" and 8.5" are perfect for most "R", "M" and AG panel profiles!



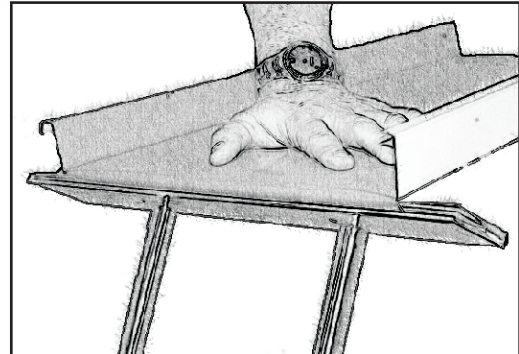
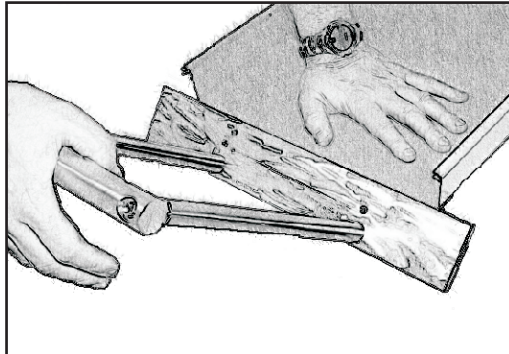
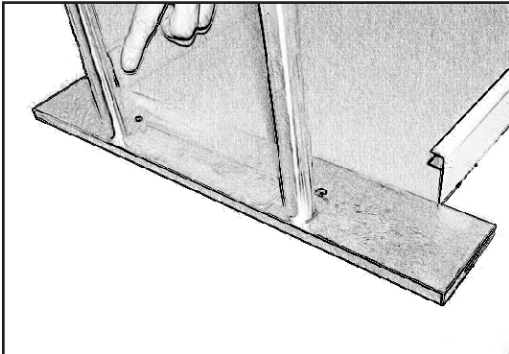
MPH-850-1 fits 9" rib centers
MPH-850-1 fits 12" rib centers

ECONOMY PANNING TOOLS

Part Number	Description	Working Depth	Jaw Width	Price Each
MPH-850-1	Economy Panning Tool	2" (51mm)	6.5" (165mm)	\$41.00
MPH-650-1	Economy Panning Tool	2" (51mm)	8.5" (215mm)	\$41.00
MPH-1125-1	Economy Panning Tool	1" (25.4mm)	11.25" (285mm)	\$36.00
MPH-1525-1	Economy Panning Tool	1" (25.4mm)	15.25" (387mm)	\$37.00
MPH-1725-1	Economy Panning Tool	1½" (38mm)	17.25" (438mm)	\$38.00
MPH-2000-1	Economy Panning Tool	1½" (38mm)	20.00" (508mm)	\$38.00




Panning the Eave End of a Panel

We recommend that you select a tool wider than your panel for panning at the eaves, for example: 16" wide panel use at least 17.25" (APT-17) tool.



Boxing the Ridge End of a Panel

We recommend that you select a tool narrower than the panel for boxing at the ridge, for example: 16" wide panel use no wider than 15.25" (APT-15) tool.



For more info or to place an order call us toll free: **800-943-9771**