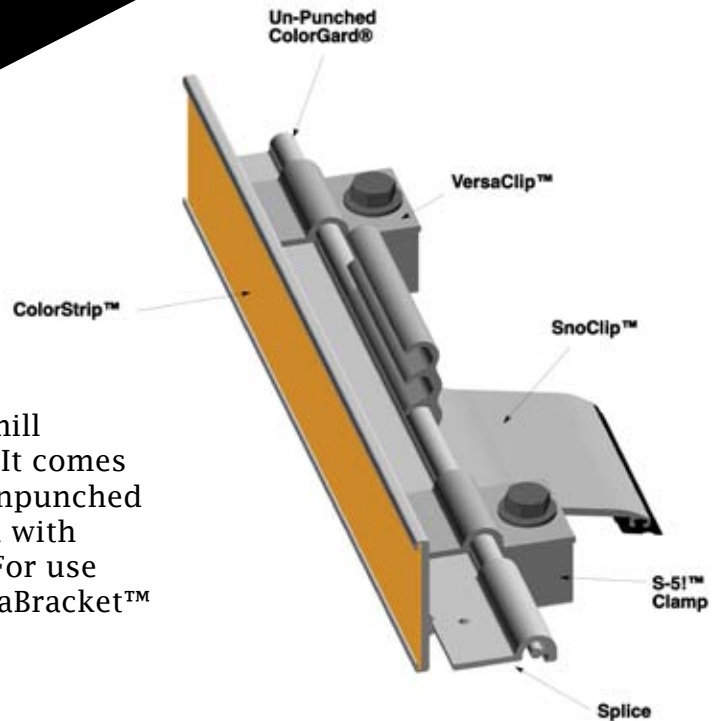


# S-5!™

Unprecedented Innovation  
Unmatched Quality  
Unbelievable Price

## ColorGard®

ColorGard® is manufactured from mill finished aircraft quality aluminum. It comes in 8' long sections, in punched or unpunched configurations. Splices are included with ColorGard® for adjacent sections. For use with S-5!™ heavy duty clamps, VersaBracket™ and CorruBracket™.



## Punched Crossmember

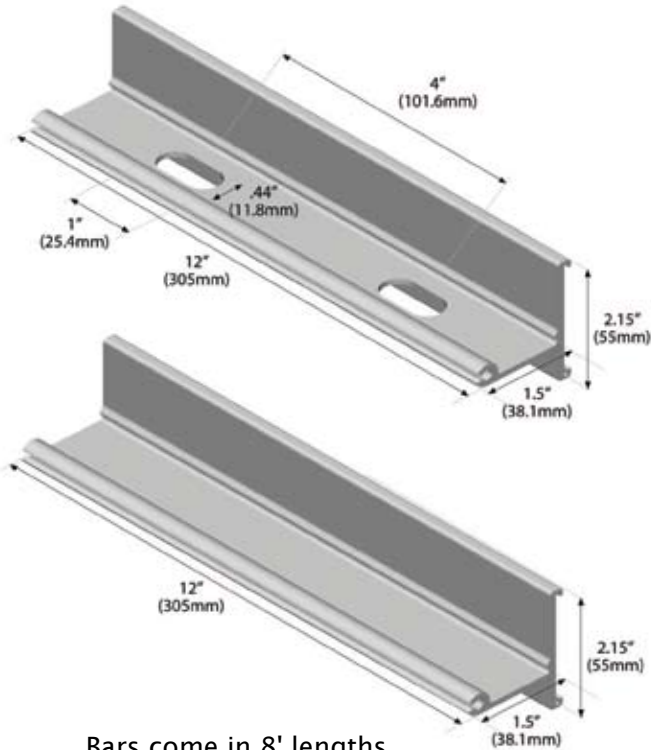
Punched ColorGard® is slotted every 4" (10.2 cm) on center for seams that are spaced accordingly, i.e. divisible by 4" (10.2 cm). The slotted configuration works well with S-5!™ clamps.

## Unpunched Crossmember

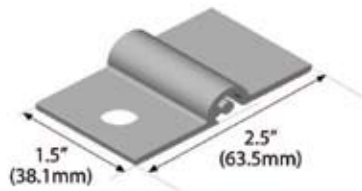
Unpunched ColorGard® is the most versatile and easy to install, when used with the S-5!™ VersaClip™. Unpunched does not need holes, as the VersaClip™ accommodates any seam spacing. The unpunched configuration works well with VersaBracket™. Unpunched is the right choice when the roof is laid out with untrue seam width or when the seam width is not divisible by 4. If in any doubt, use unpunched.

## VersaClip™

Purchase separately. VersaClip™ makes installation easy, as it simply slides on the ColorGard® crossmember. It can be used with all S-5!™ clamps (one per clamp), and is optional with CorruBracket™. VersaClip™ is not needed with VersaBracket™. VersaClip™ is also handy when installing ColorGard askew, such as is required in the valleys between intersecting rooflines.



Bars come in 8' lengths.



Attach almost **anything** to standing seam metal roofs without piercing the panel!

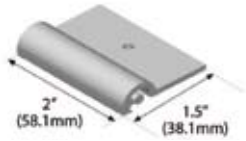
888-825-3432

www.S-5.com

# S-5!

™ Unprecedented Innovation  
Unmatched Quality  
Unbelievable Price

## COLORGARD® Components



### Splice

Included with crossmembers. Use the Splice to join two pieces of ColorGard® together, ensuring continuous, unbroken protection. The dimple in the center is designed to provide a gap, allowing for expansion and contraction of the ColorGard® sections.



### SnoClip™

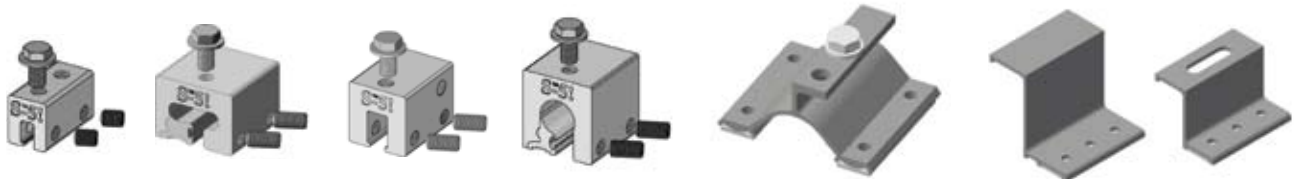
SnoClip™ is added to retard the migration of snow and ice beneath the crossmembers. See the SnoClip™ cutsheet for more details.



### Color Strip

Not included. The Color Strip should be supplied in 2" wide strips by the manufacturer of the roofing material in order to ensure a perfect color match for the life of the system.

## For Use with all These S-5!™ Products



**Note:** Do not use ColorGard® with attachment spacing greater than 32" (81.3 cm). Custom ColorGard®, Splice, and SnoClips™ are available for seam spacing greater than 32" (81.3 cm). Please inquire through a distributor.

**S-5!™ Warning! Please use this product responsibly!**

Products are protected by multiple U.S. and foreign patents. Visit the website at [www.S-5.com](http://www.S-5.com) for complete information on patents and trademarks. For maximum holding strength, setscrews should be tensioned and re-tensioned as the seam material compresses. Clamp setscrew tension should be verified using a calibrated torque wrench between 160 and 180 inch pounds when used on 22ga steel, and between 130 and 150 inch pounds for all other metals and thinner gauges of steel. Consult the S-5!™ website at [www.S-5.com](http://www.S-5.com) for published data regarding holding strength.

Copyright 2008, Metal Roof Innovations, Ltd. S-5!™ products are patented by Metal Roof Innovations, Ltd.

version 091908

Distributed by