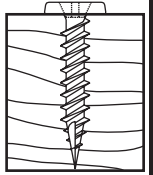




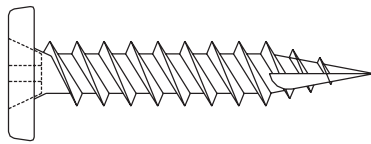

ASO SERIES SCREWS



SPEC DATA Submittal Sheet #007

PANCAKE HEAD SELF-PIERCING SHEET METAL SCREW

Wood to wood or steel (20ga or less), to wood. Pre-punched steel roofing clips any gauge to wood substrate.

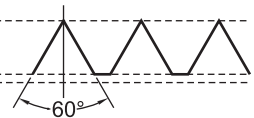


Pancake Head Style - Combo Drive

ASYMMETRICAL THREAD



CONVENTIONAL THREAD



ASYMMETRICAL THREAD

- Lower Driving Torque
- Increased Pull-Out
- Reduced Wood Splitting

Part #	Diameter	Length	TPI	Box Qty	Finish	Head Diameter	Corrosion	Thread	Point
ASO-1-YZ	10	1"	12	6M	Yellow Zinc	10mm~10.6mm	48 hr. min. B-117	Asymmetrical	T-17

All AMSI® Sheet Metal Screws Meet or Exceed ASTM C-1513 and/or ASTM C-954

AMSI ASO Screws Ultimate Value Charts

ASO Screws In Sheet Metal

ASO Screws In Wood Products

Diameter	Metal Gauge/1lb	Tension (Pull) Lbs 1Pc	Shear Lbs. Metal to Metal	Diameter	Wood	Withdrawal Value (pull-out)
10	25	173	363	10	2x4 Fir	547
10	20	397	834	10	3/4" Plywood	649

ULTIMATE VALUE CHARTS:

Steel - Screws driven into steel were driven with three exposed threads on the off side of the connection, then pulled out with the testing machine.

Wood - Screws were driven 3/4" into the wood material, then pulled out with the testing machine.

Note that all results were obtained in strict adherence to ASTM test protocol. These ultimate figures are offered only as a guide and are not guaranteed in any way by AMSI Supply (Architectural Metal Specialties, Inc.). A 4:1 safety ration is recommended.

INSTALLATION GUIDELINES:

0-2500rpm Screwgun with torque adjustment. Overdriving may result in fastener failure or strip-out of the work surface.

The fastener is fully seated when the screw head's bearing surface is flush with the steel.

ALL AMSI FASTENERS ARE MANUFACTURED IN AN ISO 9002 & ISO 14001 CERTIFIED AND APPROVED FACTORY TO AMSI PERFORMANCE SPECIFICATIONS AND PRINT DRAWINGS

©2009 AMSI Supply (Architectural Metal Specialties, Inc.)